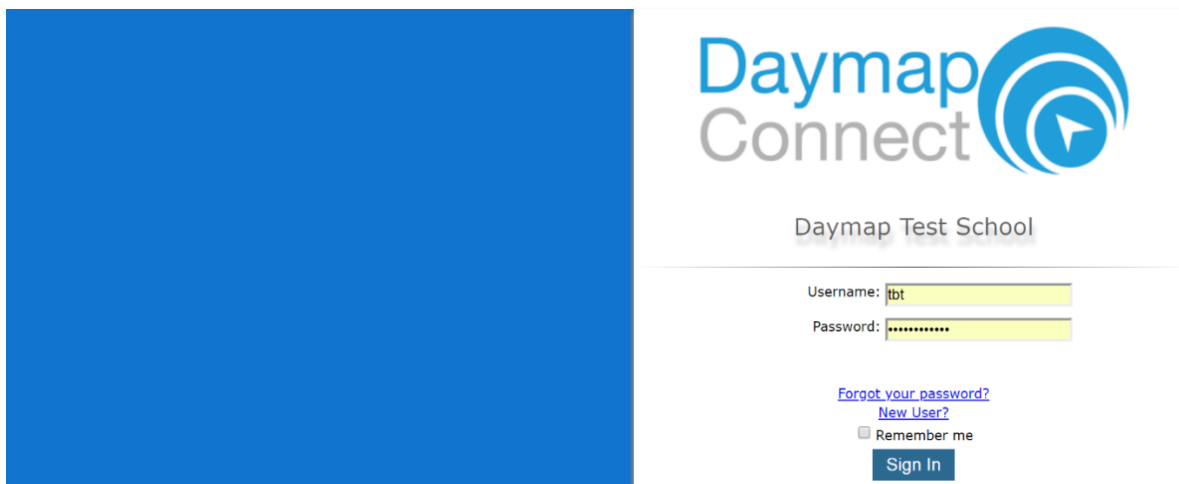


Daymap Connect is an extension of the Daymap Learning Management System. It is a Parent Portal and combines communication and student management, by providing parents with access to key school and student information on their child's learning behaviour, progress and performance.

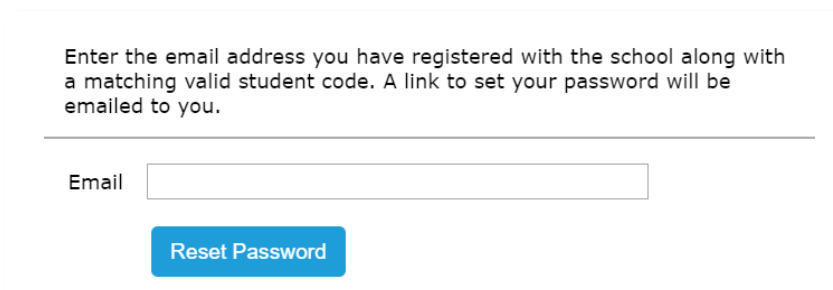
## Accessing Daymap Connect

Daymap Connect can be accessed using a login and password per parent (with the option to provide multiple logins). The easy-to-use system allows parents to create and manage their own accounts for Daymap Connect and enables them to access details for all of their children enrolled in the school, anywhere and anytime.

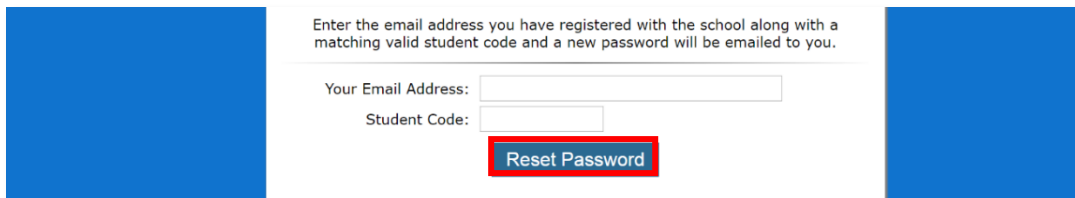
The Daymap Connect log in screen is shown below. This can be found by using the URL address that the school has provided.



Creating an account will differ depending on the school. You will either receive a link via email, which you will follow to set up your account.



Alternatively, if you have been provided a student code, you can create a new account by clicking **New User**. You will need to enter your email address that is registered at the school and the student code you were provided. Once details have been entered, click on **Reset Password**. A username and password will be sent instantly to your email account.



Enter the email address you have registered with the school along with a matching valid student code and a new password will be emailed to you.

Your Email Address:

Student Code:

[Reset Password](#)

**Note:** Due to security reasons, Daymap is unable to assist if there is an issue with accessing your account. For assistance, please contact your child's school.

## Daymap Connect

Daymap Connect has different levels of access that are set by the school. A reduced access mode prevents access to sensitive student information and might be used by the school if you have not completed any required identity checks.

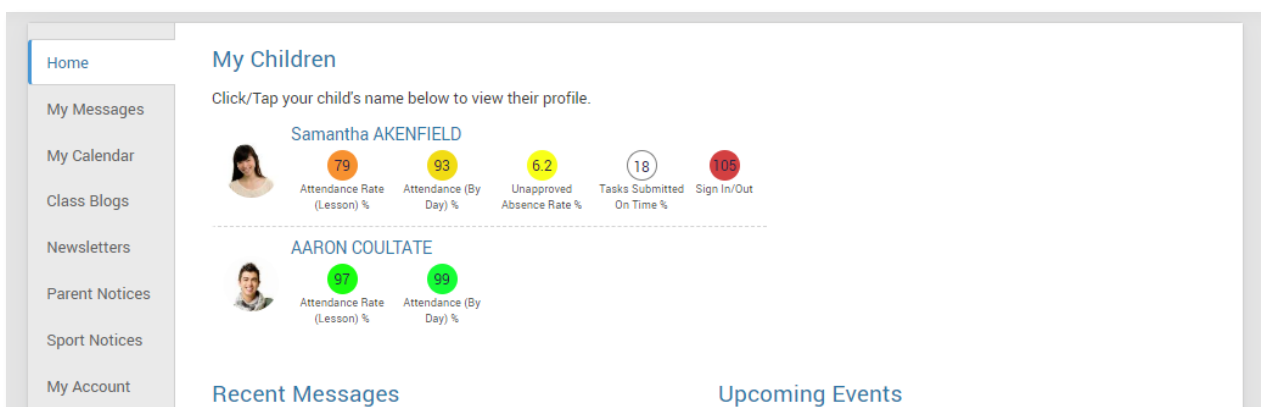
Daymap Connect is navigated via the tabs on the left side of the window to view messages, a calendar of events, school notices and account details.

Schools can customise which tabs are used; therefore, your parent portal may not look exactly like the images below.

## Home Tab

This is the main page of the Parent Portal. On this page you will see recent messages and upcoming events. Click on a student icon to access information specific to each student (please note: if you have reduced access you will not see or be able to access individual student information.)

### Full Access



Home

My Messages

My Calendar

Class Blogs

Newsletters

Parent Notices

Sport Notices

My Account

### My Children

Click/Tap your child's name below to view their profile.

**Samantha AKENFIELD**

Attendance Rate (Lesson) %: 79

Attendance (By Day) %: 93

Unapproved Absence Rate %: 6.2

Tasks Submitted On Time %: 18

Sign In/Out: 105

**AARON COULTATE**

Attendance Rate (Lesson) %: 97

Attendance (By Day) %: 99

[Recent Messages](#)

[Upcoming Events](#)

## Reduced Access

Home

To have access to student assessment, attendance and other information you will first need to confirm your identity with the school

My Messages

My Calendar

Class Blogs

Newsletters

Parent Notices

Sport Notices

My Account

### Recent Messages

Andrew Johnston (TAM-SP\JAndrew) 25/07/2019  
text  
3 messages in this conversation, latest one sent at 25/07/2019

Parent Notices 18/12/2018  
test notice

School 3/10/2018  
Our records indicate that Aaron COULTATE is absent this morning. Please reply via text or phone call on 5820 9900.

### Upcoming Events

You have no upcoming events

## My Messages

This shows all messages received and sent from the parent portal. This enables you to easily contact teachers about any issues of importance: excursions, reminders, personal matters etc. This is a fantastic tool to keep you up to date and aware of what's happening in your child's classroom. You are able to reply to received messages and receive email notifications on unread Daymap messages.

Home

My Messages

My Calendar

Class Blogs

Newsletters

Parent Notices

Sport Notices

My Account

New Message Reply Archive Refresh

Inbox

Sent

Archived

Drafts

### Messages

Andrew Johnston (TAM-SP\JAndrew) 3/18/2019  
Testing email for Golden Grove Issue

Paul Vandyke (PV) 3/7/2019  
Debating Practice

Paul Vandyke (PV) 3/7/2019  
Debating Practice

Paul Vandyke (PV) 3/7/2019  
Debating Practice

Andrew Johnston Message sent on 3/18/2019 1:34 PM  
Sent Via: Email  
Testing email for Golden Grove Issue

## My Calendar

This provides an overview of events for the year, such as upcoming school holidays, excursions and parent teacher interviews. The Calendar can be viewed by Day, Week, Month or Timeline.

The screenshot displays the 'My Calendar' interface. On the left is a sidebar with navigation links: Home, My Messages, My Calendar (selected), Class Blogs, Daily Notices, Newsletter, School Notices, and My Account. The main area shows a weekly calendar for the week of 22/09/2019 to 28/09/2019. The view is set to 'WEEK'. The calendar shows 'Concert Band Rehearsal' events on Tuesday, Wednesday, and Friday. The time slots range from 08:00 am to 19:00 pm. On the right, there is a 'Calendars' section with a checkbox for 'Arts Calendar' which is checked.

## Parent Notices

Schools will create Parent Notice folders to meet their needs – you may see one or more tabs for viewing information sent by the school.

The screenshot displays the 'Parent Notices' interface. On the left is a sidebar with navigation links: Home, My Messages, My Calendar, Class Blogs (selected), Newsletters, Parent Notices, Sport Notices, and My Account. The main area shows a message titled 'Year 7 Construction Task Presentation' with the sub-header 'Class Blogs'. The message content is displayed in a large text area. The message was sent on 11/16/2016 at 8:46 AM. The sender is identified as 'Mr J'. The message content reads: 'Dear 7R Parents Today our 7R students presented the fantastic work they have completed as part of the practical component of their Construction Task. Students have completed their self-assessment and peer assessments, and I was very impressed with their ability to reflect on their own work and provide constructive feedback to their peers. Please enjoy these photos of the presentation. I am very proud of the hard work 7R has done on this task! Mr J'.



## Calendar

This shows a weekly calendar view of the student timetable and any additional events (this may include excursions or whole school activities). Use the checkboxes on the right to filter the items you view when looking at the calendar. The buttons on top of the calendar allow you to change your view from week to month or day.

## This Week

This shows your child's timetable and attendance for the week at a glance and in real time. This tab also displays any Assessment Tasks and Homework for the week. Clicking on the homework or task will allow you to view all information and any attachments added.

Time	Mon 27/5	Tue 28/5	Wed 29/5	Thu 30/5	Fri 31/5
Before School	Before School				
Home Group	Home Group				
Period 1	Religious Ed'n.D	Graphic Art	EnglishG	Graphic Art	MathsH
Period 2	EnglishG	Graphic Art		Religious Ed'n.D	Phys. Ed.
Recess	Recess				
Period 3	HistoryS	EnglishG		HistoryS	Religious Ed'n.D
Period 4	MathsH	MathsH	Religious Ed'n.D	EnglishG	Science
Lunch	Phys. Ed.	Phys. Ed.	MathsH	MathsH	
Period 5	FrenchE	EnglishG	HistoryS	Phys. Ed.	HistoryS
Period 6	Graphic Art	FrenchE	Science	Science	EnglishG
After School	After School				

**Symbols:**  
 ✓ Marked as present    X Marked as absent, approved    X Marked as absent, unapproved    L Marked as late    ● Roll has not been marked

## Attendance

This displays a colour coded Attendance Map, as well as Attendance Rates for the student for each individual class across the school year. Clicking on a particular class under Attendance Rates will show you the reason for the absence.

- Home
- Calendar
- This Week
- Attendance
- Assessment
- Reports
- Records
- My Account
- Sign Out

### Attendance Map

	S	M	T	W	T	F	S	S	M	T	W	T	F	S	S	M	T	W	T	F	S	S	M	T	W	T	F	S	S	M	T	W	T	F	S	S	M	T	W	T	F	S
January				1	2	3	4	5	6	7	8	9	10	11	12	13	14	15	16	17	18	19	20	21	22	23	24	25	26	27	28	29	30	31								
February																																										
March																																										
April																																										
May																																										
June																																										
July																																										
August																																										
September																																										
October																																										

Attendance Map Legend

- Present
- Unapproved Absence
- No Classes
- Weekend / Holiday
- Approved Absence
- Late
- Roll not marked

### Attendance Rates

Class	Code	Teacher	Lessons	Approved	Unapproved	Cancelled	% Attendance	% Unapproved
▶ Computers 7WW	C7W 7W	Paul Vandyke	1	0	0	0	100%	0%
▶ EnglishG	ENG 7R	Andrew Johnston	171	8	5	0	92%	3%
▶ FrenchE	FRE 7R	Chris Donnelly	58	5	1	0	90%	2%

## Assessment

This provides an overview of your child's assessment. Depending on how your school is using Daymap, you may also see tabs for current tasks, completed tasks, the assessment schedule and course outlines. This information can be filtered to a specific class using the drop-down menu at the top.

### Current

This tab shows current assessment information. Clicking on a task will allow you to see all relevant information and attachments.

The screenshot shows the 'Current' tab for student Samantha Akenfield. At the top, there is a profile picture and a row of statistics: Attendance Rate (Lesson) % at 79, Attendance (By Day) % at 93, Unapproved Absence Rate % at 6.2, Tasks Submitted On Time % at 18, and Sign In/Out at 105. A left-hand navigation menu includes Home, Calendar, This Week, Attendance, Assessment (selected), Current, and Completed. The main content area is titled 'Current' with a dropdown menu set to 'All Classes'. Below this, the 'Assessment Tasks' section lists two tasks: a 'Summative Task Science' due on 5/29/2019, which is marked as 'Overdue. Work has not been received', and a 'Formative Task TEST Computers 7WW' due on Sat 18 May.

### Completed

This tab lists all assessment results that have been returned to the student. Results can be viewed by class or for all classes. Each task can be opened to view teacher feedback and student submitted work. These results are also published in the student's view of Daymap.

The screenshot shows the 'Completed' tab for student Samantha Akenfield. The top statistics row shows: Attendance Rate (Lesson) % at 91, Attendance Rate Computers 7WW % at 85, MathsH at N/A, Unapproved Absence Rate % at 3.9, Tasks Submitted On Time % at 14, and Sign In/Out at 105. The left-hand navigation menu is the same as in the 'Current' tab, with 'Completed' selected. The main content area is titled 'Completed' with a dropdown menu set to 'HistoryS'. A blue bar indicates 'Week 8 SA Term 1 starting Monday, 18 March 2019'. Below this, an 'Assignment HistoryS' by Jeffrey O'Shaunessy is listed, dated 20/03/2019, with a 'DayMap Test 101' due on Wed 20 Mar.



## Schedule

This tab shows all assessment tasks scheduled throughout the year. This can be viewed by class or for all classes. Hover the cursor over the tasks for more information. Clicking on an assessment task will open that assessment tasks information.

## Outline

This tab shows a subject outline for each course your child is studying.

## Reports

The reports tab allows you to download and view academic reports for your child.

The screenshot shows the 'Reports' tab selected in the left-hand navigation menu. The main content area displays a list of reports:

- 2019 Term 1 Report.docx** uploaded at 4/4/2019 11:39 AM by interim report template demo2
- Demo 2014 Final.pdf** uploaded at 3/5/2014 2:56 PM by Demo 2014

At the top of the page, the student's name 'Samantha AKENFIELD' is displayed, along with a profile picture and five performance metrics:

- Attendance Rate (Lesson) %: 79
- Attendance (By Day) %: 93
- Unapproved Absence Rate %: 6.2
- Tasks Submitted On Time %: 18
- Sign In/Out: 105

## Records

If your school uses Daymap Records for recording student information, you will see any relevant records here. If this tab is not visible, your school is not using this feature of Daymap at this time.

The screenshot shows the 'Records' tab selected in the left-hand navigation menu. The main content area displays a list of records:


- 2015 Forms Examples**
  - Locker Records (1)
  - Sick Bay Management (2)
- Demo 2014**
  - Career Pathway (1)
  - Career Planning (1)
- Excursions**
  - Excursion (8)

A 'New' button is visible at the top of the records list. At the top of the page, the student's name 'Samantha AKENFIELD' is displayed, along with a profile picture and five performance metrics:

- Attendance Rate (Lesson) %: 79
- Attendance (By Day) %: 93
- Unapproved Absence Rate %: 6.2
- Tasks Submitted On Time %: 18
- Sign In/Out: 105

## My Account

This provides your contact details.



### Samantha AKENFIELD

79  
Attendance Rate  
(Lesson) %

93  
Attendance (By  
Day) %

6.2  
Unapproved  
Absence Rate %

18  
Tasks Submitted  
On Time %

105  
Sign In/Out

- Home
- Calendar
- This Week
- Attendance
- Assessment
- Reports
- Records
- My Account

### My Details


If any of the below details are incorrect or out of date, please report to School Administration

First Name: Debra	Surname: Akenfield
Title: Mrs	Home Phone: 555-5555
Mobile: 0411 551 51	Business Phone: 555-5555
Email: Nathan@loopsoftware.com.au	
Address	
Town: Melbourne	Post Code: 3000
State: Vic	Country: Australia

## Going back to the Parents Page


To get back to the parents home page, click on the **Home** button.

Once finished, click **Sign Out**.



Welcome, Debra Akenfield

🏠 Home
✖ Sign Out



### Samantha AKENFIELD

79  
Attendance Rate  
(Lesson) %

93  
Attendance (By  
Day) %

6.2  
Unapproved  
Absence Rate %

18  
Tasks Submitted  
On Time %

105  
Sign In/Out

- Home
- Calendar
- This Week
- Attendance
- Assessment
- Reports
- Records

### My Details

If any of the below details are incorrect or out of date, please report to School Administration

First Name: Debra	Surname: Akenfield
Title: Mrs	Home Phone: 555-5555
Mobile: 0411 551 51	Business Phone: 555-5555
Email: Nathan@loopsoftware.com.au	
Address	
Town: Melbourne	Post Code: 3000
State: Vic	Country: Australia